

Troubleshooting


- SBC - Useful commands CLI

SBC - Useful commands CLI


Oracle SBCs can be administered via web and CLI, both ways have pros and cons, in this entry we will review a few CLI commands that can provide useful information.

SBC Status

`display-alarms`




`show health`




SBC Information

show version




show features




SBC network information


show interfaces




show interfaces brief



`show arp`




show virtual




SBC SIP information


show sipd agent



show sipd invite




show mbc d realm




SBC configuration


verify-config




display-running-cfg-version




display-current-cfg-version



show running-config short




show configuration short




SBC Administration


notify berpd force




notify ltrd refresh xxxx



`show users`



`kill sftp 1`



reset monitoring records

