

AZ-104 Azure Identity - Managing Tenants

Set up a tenant

Managing Tenants

Designing Tenants:

Planning out the design of our tenant will support easy adoption

- **Build Secure Foundations:** Setup best practices (e.g., SSPR (Self Service Password Reset), MFA, backup global admin, and privileged users), for specific tasks.
- **Populate Identity Resources:** Add users, create groups, add devices, and setup hybrid identity
- **Manage Applications:** Identify apps to be used from the app gallery, and register apps from on-premises
- **Monitor and automate:** Monitor administrators perform access reviews, and automate user life-cycles.

Creating a Tenant

Logon to azure portal and go to Entra ID (formerly known as Active Directory) then go to Manage Tenants

Home >

Default Directory | Overview

Microsoft Entra ID



+ Add Manage tenants What's new Preview features Got feedback?

Azure Active Directory is now Microsoft Entra ID. [Learn more](#)

Overview Monitoring Properties Recommendations Tutorials

Search your tenant

Basic information

Name	Default Directory	Users	1
Tenant ID	bd5269da-06cb-4962-bbc1-d3d58a129ec9	Groups	0
Primary domain	onmicrosoft.com	Applications	0
License	Microsoft Entra ID Free	Devices	0

Alerts

Home > Default Directory | Overview >

Manage tenants

+ Create Refresh Columns Switch Delete Leave tenant Make default tenant More information Got feedback?

Current tenant: Default Directory

Search tenants Add filters

Showing 1 of 1 results

Organization name	Domain name	Tenant type	Organization ID	Favorite
Default Directory (Default)	onmicrosoft.com	Microsoft Entra ID	9ec9	☆

Create a tenant

Azure Active Directory

*Basics *Configuration Review + create

Azure Active Directory and Azure Active Directory (B2C) enable users to access applications published by your organization, and share same administration experiences. [Learn more](#)

Tenant type

Select a tenant type *

- Azure Active Directory
- Azure Active Directory (B2C)

[Help me choose...](#)

Add organization name, Make sure initial domain its unique, select location, assign your tenant to a subscription, add a resource group then review+create

Microsoft Azure | Search resources, services, and docs (G+)

Home > Default Directory | Overview > Manage tenants >

Create a tenant

Microsoft Entra ID

* Basics * **Configuration** Review + create

Directory details
Configure your new directory

Organization name *

Initial domain name *

Location

Geographic location - United States

The location selected above will determine the geographic location where Azure AD B2C will store your Core Store data only. To determine where Microsoft will store or process your Azure AD B2C data, see [Azure AD B2C region availability and data residency](#).

Subscription

Choose the subscription to use for Azure AD B2C. [See pricing details](#)

Subscription *

Resource group *

Create new

Review + create < Previous Next: Review + create >

Now we can go back to manage our tenant, remember this will be different from the main tenant.

Microsoft Azure | Search resources, services, and docs (G+)

Home >

htf | Overview

Microsoft Entra ID

Overview | Preview features | Diagnose and solve problems

Manage

- Users
- Groups
- External Identities
- Roles and administrators
- Delegated admin partners
- Enterprise applications
- Devices
- App registrations
- Identity Governance
- Application proxy
- Custom security attributes
- Licenses
- Cross-tenant synchronization
- Microsoft Entra Connect
- Custom domain names
- Mobility (MDM and WIP)
- Password reset
- Company branding

Microsoft Entra has a simpler, integrated experience for managing all your Identity and Access Management needs. [Try the new Microsoft Entra admin center!](#)

Overview | Monitoring | Properties | Recommendations | Tutorials

Search your tenant

Basic information

Name	htf	Users	View
Tenant ID	2410c719-eb47-45df-97ff-97cb2c40da0f	Groups	View
Primary domain	htfmx.onmicrosoft.com	Applications	View
License	Microsoft Entra ID Free	Devices	View

Alerts






















- Microsoft Entra Connect v1 Retirement**
All version 1.x builds of Microsoft Entra Connect (formerly AAD Connect) will soon stop working between October 2023 – March 2024. You must move to Cloud Sync or Microsoft Entra Connect v2.x.
[Learn more](#)
- Upcoming MFA Server deprecation**
Please migrate from MFA Server to Microsoft Entra Multi-Factor Authentication by September 2024 to avoid any service impact.
[Learn more](#)
- Migrate to the converged Authentication methods policy**
Please migrate your authentication methods off the legacy MFA and SSPR policies by September 2025 to avoid any service impact
[Learn more](#)

My feed

- Try Microsoft Entra admin center**
Secure your identity environment with Microsoft Entra ID, permissions management and more.
- Cesar Gonzalez**
3d7454da-451f-4b9d-929c-ec92174f46cb
Global Administrator
- Microsoft Entra Connect**
Not enabled
Sunr has never run

We can use the left panel to manage our tenant access, licensing, external devices, enterprise applications, etc.

Manage

-  Users
-  Groups
-  External Identities
-  Roles and administrators
-  Administrative units
-  Delegated admin partners
-  Enterprise applications
-  Devices
-  App registrations
-  Identity Governance
-  Application proxy
-  Custom security attributes
-  Licenses
-  Cross-tenant synchronization
-  Microsoft Entra Connect
-  Custom domain names
-  Mobility (MDM and WIP)
-  Password reset
-  User settings
-  Properties
-  Security

Revision #3

Created 15 February 2024 00:32:11 by Cesar Gzz

Updated 15 February 2024 01:03:09 by Cesar Gzz