

AZ-104 - Administration - Azure CLI and Powershell

Install PowerShell on Windows, Linux, and macOS

How to install the Azure CLI

Commands

What is the Azure CLI

- Its a command-line utility for managing azure resources
- Create and manage resources without logging to the azure portal
- Create scripts to automate tasks

```
cloud@Azure:~$ az group create \  
> --name $rg \  
> --location $location
```

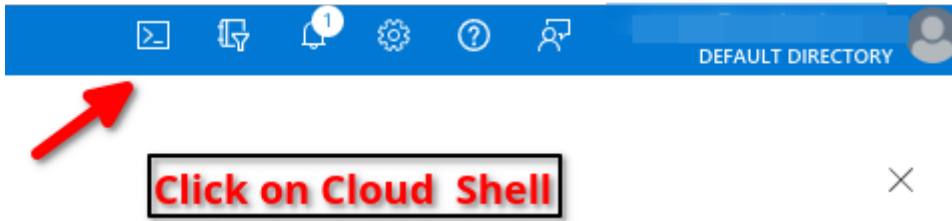
What is Azure PowerShell

- Its a set of cmdlets for managing Azure resources
- Create and manage resources without logging into the azure portal
- Create scripts to automate tasks.

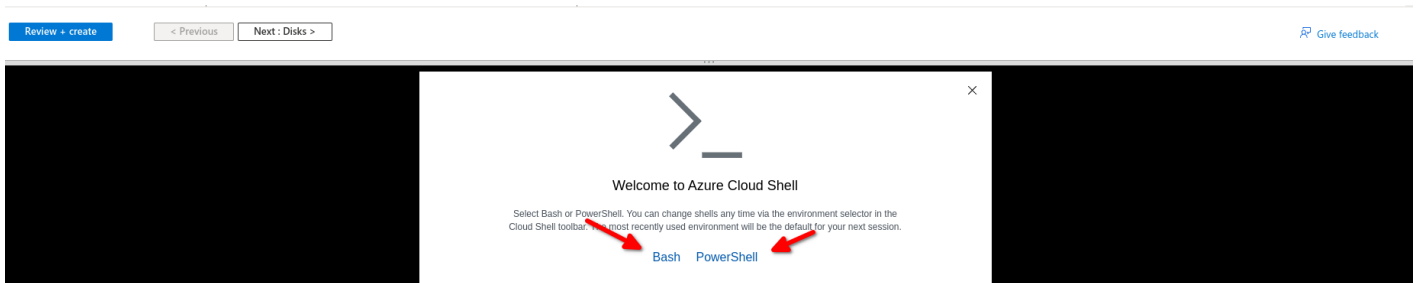
```
PS /home/cloud> New-AzResourceGroup  
>> -ResourceGroupName $rg \  
>> -Location $location
```

Cloud Shell

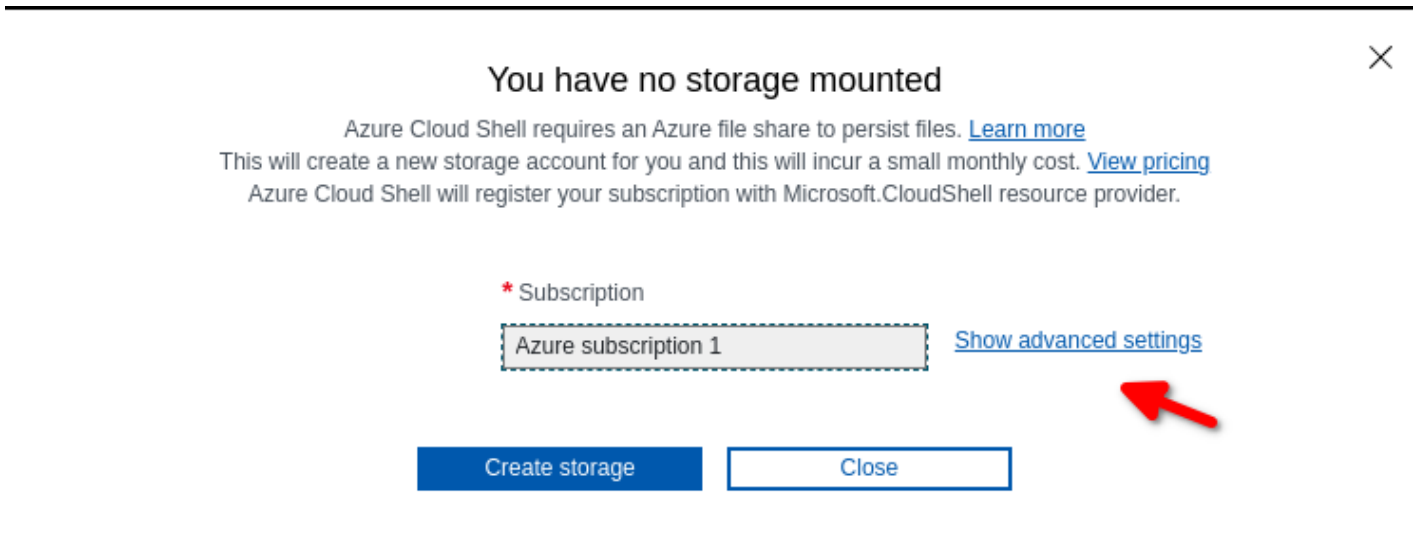
First we need to create a Cloud Shell



Select Bash or Powershell



Go to Advanced settings



Select a random storage account name and a file share name then click on create storage


```
PS /home/cesar> az group list # list out our resource groups
[
  {
    "id": "/subscriptions/33d9a849-c6f5-455d-b9e4-ef89b317fcec/resourceGroups/DefaultResourceGroup-CUS",
    "location": "centralus",
    "managedBy": null,
    "name": "DefaultResourceGroup-CUS",
    "properties": {
      "provisioningState": "Succeeded"
    },
    "tags": null,
    "type": "Microsoft.Resources/resourceGroups"
  },
  {
    "id": "/subscriptions/33d9a849-c6f5-455d-b9e4-ef89b317fcec/resourceGroups/NetworkWatcherRG",
    "location": "eastus",
    "managedBy": null,
    "name": "NetworkWatcherRG",
    "properties": {
      "provisioningState": "Succeeded"
    },
    "tags": null,
    "type": "Microsoft.Resources/resourceGroups"
  },
  {
    "id": "/subscriptions/33d9a849-c6f5-455d-b9e4-ef89b317fcec/resourceGroups/K8s_group",
    "location": "eastus",
    "managedBy": null,
    "name": "K8s_group",
    "properties": {
      "provisioningState": "Succeeded"
    },
    "tags": null,
    "type": "Microsoft.Resources/resourceGroups"
  }
]
PS /home/cesar> █
```

And here is using the powershell


```
PS /home/cesar> get-cloudDrive
```

```
FileShareName    : random1fileshare
FileSharePath    : //random1storage4.file.core.windows.net/random1fileshare
MountPoint       : /home/cesar/clouddrive
Name             : random1storage4
ResourceGroupName : DefaultResourceGroup-CUS
StorageAccountName : random1storage4
SubscriptionId    : 33d9a849-c6f5-455d-b9e4-ef89b317fcec
```

```
PS /home/cesar> get-azresource | format-Table
```

Name	ResourceGroupName	ResourceType	Location
DefaultWorkspace-33d9a849-c6f5-455d-b9e4-ef89b317fcec-CUS	DefaultResourceGroup-CUS	Microsoft.OperationalInsights/workspaces	centralus
random1storage4	DefaultResourceGroup-CUS	Microsoft.Storage/storageAccounts	eastus
NetworkWatcher_eastus	NetworkWatcherRG		
Microsoft.Network/networkWatchers	eastus		

```
PS /home/cesar>
```

Revision #3

Created 7 February 2024 01:06:39 by Cesar Gzz

Updated 14 February 2024 00:10:51 by Cesar Gzz